


**Cranford Public Schools**  
**Summer Math Practice**  
**Students Entering 1<sup>st</sup> Grade**



Parent(s) / Guardian(s),

Summer is a time for relaxation and rejuvenation for children as they grow older and prepare for their next grade level. It can also be a time that students start to forget lessons learned throughout the school year. To help keep ideas fresh in their mind, we have prepared a practice packet of skills that they should be familiar with for the upcoming year. In addition to the problems in the packet we are also providing a list of apps and websites that you may choose to use with your child. Students often enjoy these as they may be more game-based opposed to a worksheet.

Khan Academy ([www.khanacademy.com](http://www.khanacademy.com))

Xtra Math (web-based is free, iPad app has a cost)

Math vs. Zombies

Sushi Monster

Math Ninja

ABCYa.com

FunBrain.com

Prodigy

Hooda Math

[www.arcademics.com](http://www.arcademics.com)


Parent(s)/Guardian(s),

In addition to the packet it is crucial that your child practices orally counting to 100 on a daily basis. Keep track of how far they count correctly so you can track their progress throughout the summer.

On the district's website there is a link to PDF documents that contain ten-frame and dot card quick images. These pages can be printed, cut, and used as flash cards over the summer with your child. When using flash cards with your child, you should show them the card for 3 - 5 seconds. You want to provide enough time to figure out the total, but not too much where the dots can be counted one at a time. The purpose of quick images is for students to be able to subitize, which means to tell "how many" without counting. When your child tells you how many dots they see, you not only want them to tell you "how many," but also to explain to you how they saw the number. Having students explain their thinking and strategies is a key component of the Mathematical Practices in the Common Core Standards.

Students should practice writing the numbers 1-20 on a daily basis. Make sure that the numbers are not being reversed. Multiple copies of this sheet and the one that follows can be made and used.

The page contains ten sets of horizontal writing lines. Each set is composed of three lines: a solid top line, a dashed middle line, and a solid bottom line. These lines are spaced evenly down the page to provide a guide for writing the numbers 1 through 20.



1. Write the next 5 numbers that come after:

7, \_\_\_\_\_, \_\_\_\_\_, \_\_\_\_\_, \_\_\_\_\_, \_\_\_\_\_.

14, \_\_\_\_\_, \_\_\_\_\_, \_\_\_\_\_, \_\_\_\_\_, \_\_\_\_\_.

2. Fill in the missing number.


0		___	3	4	5	6	7	8
---	--	-----	---	---	---	---	---	---

3. Count to 100 by tens starting with 0.

0, \_\_\_\_\_, \_\_\_\_\_, \_\_\_\_\_, \_\_\_\_\_, \_\_\_\_\_.

\_\_\_\_\_, \_\_\_\_\_, \_\_\_\_\_, \_\_\_\_\_, \_\_\_\_\_, **100**


4. Count the objects in each box and write the number.



\_\_\_\_\_

-----


\_\_\_\_\_



\_\_\_\_\_

-----


\_\_\_\_\_



\_\_\_\_\_

-----


\_\_\_\_\_



\_\_\_\_\_

-----


\_\_\_\_\_



\_\_\_\_\_

-----

\_\_\_\_\_



\_\_\_\_\_

-----

\_\_\_\_\_

5. Circle the group that has more.



6. Circle the group that has less.



7. What number is one more than:

9 \_\_\_\_\_

13 \_\_\_\_\_

18 \_\_\_\_\_






8. Follow the directions for each box.


Circle the number that is more.  8            6	Circle the number that is less.  11            9
Circle the number that is more.  12            10	Circle the number that is less.  20            15
Circle the number that is more.  5            2	Circle the number that is less.  4            2

9. Look at the set of watering cans below. Circle the set of flowers that has the same number as the set of watering cans.




		
---	---	--


10. Circle the bird that is above the tree.



11. Circle the correct number of leaves.

		
12	13	14

12. Count the number of hats and write how many there are.



\_\_\_\_\_


13. Circle the turkey that is in the middle.



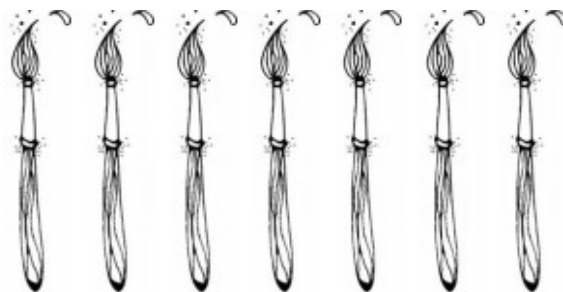
14. Write the missing number.

0 | 2 3 \_\_\_\_ 5 6 7

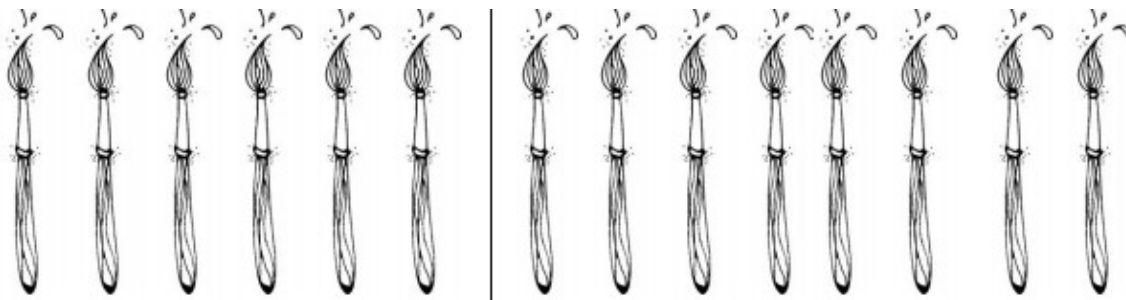
15. Circle all of the triangles.



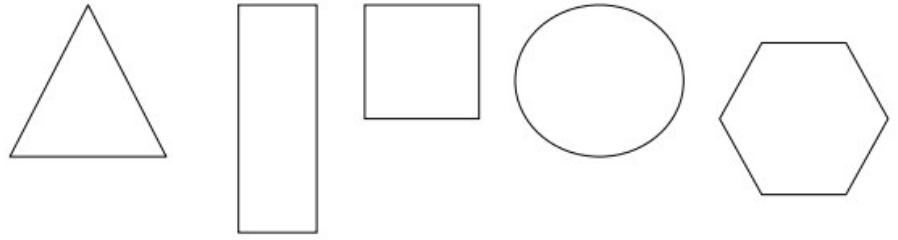
16. Count the number of paintbrushes.



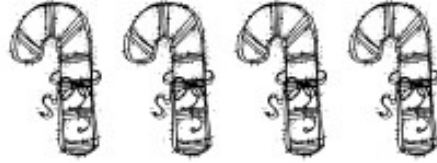
Circle the group below that has one more.



17. Color the hexagon purple.  
Color the triangle yellow.  
Color the square red.  
Color the circle blue.  
Color the rectangle green.




18. Count the candy canes.




Circle the group that has the same number as the candy canes?



19. Circle the longer crayon.

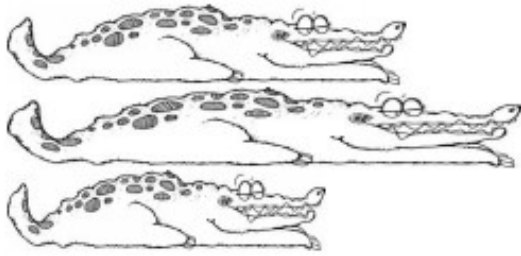


20. Count the number of faces and write the number.



\_\_\_\_\_

21. Color the shortest alligator green.



22. Fill in the number that is missing.

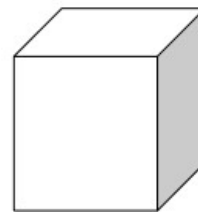
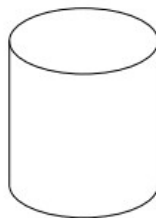
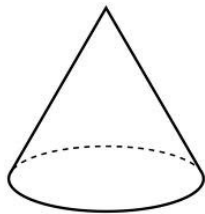
14 15            17 18 19 20

23. Put an X on the cylinder.

Color the cone red.

Circle the cube.

Color the sphere blue.



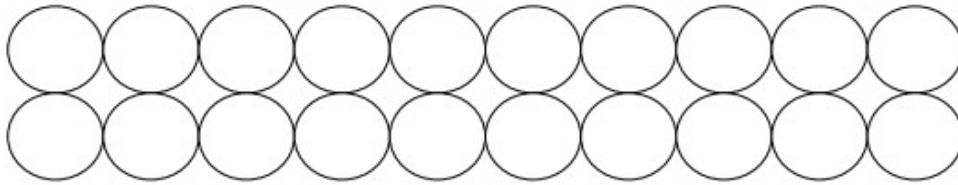
24. Circle the group that has less.




25. Fill in the missing numbers.

\_\_\_\_\_ 8 9 10 \_\_\_\_\_ 12 13

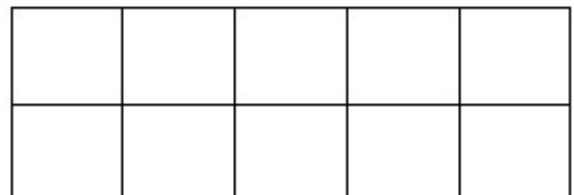
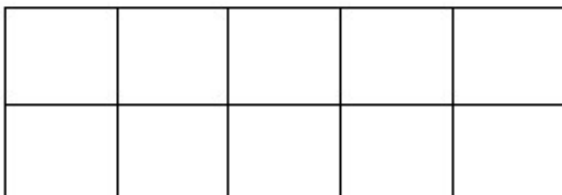
26. Color 16 circles.



27. Circle the tallest giraffe.



28. Show 13.




29. The number **15** is:

1 ten and 4 ones	1 ten and 5 ones	1 ten and 2 ones
------------------	------------------	------------------

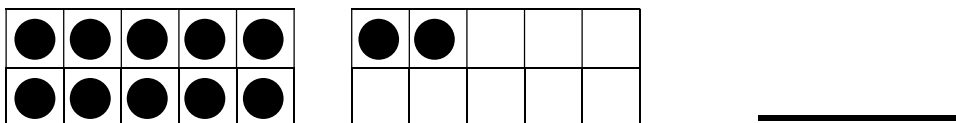
30. What number does this show?



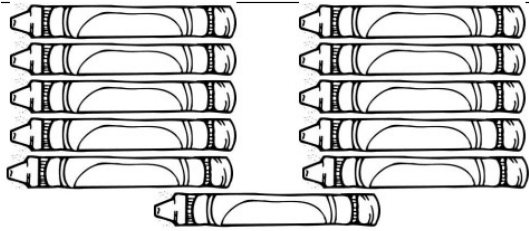
31. Circle the bucket that holds more.



32. What number does this show?

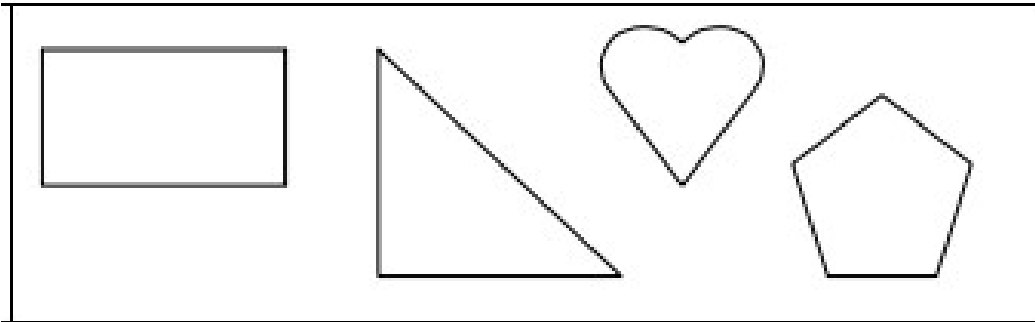


33. How many crayons are in this set?

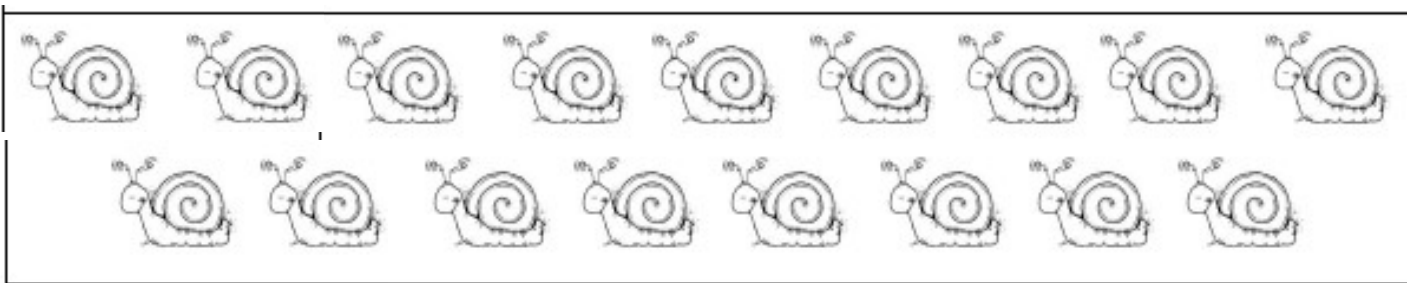


\_\_\_\_\_

34. Circle the shape with three corners.  
Color the shape with five corners yellow.



35. Count the snails below.



Circle the number that is one more.


<b>16</b>	<b>18</b>	<b>19</b>	<b>21</b>
-----------	-----------	-----------	-----------



36. **12** is ten and \_\_\_\_\_ ones.

37. **18** is ten and \_\_\_\_\_ ones.


38. Color the object that is between the tree and the barn. Circle the object that is above the barn.



39. Count the number of watering cans.



Circle the set of flowers that is **equal** to the watering cans.



Solve the word problems and show your thinking of how you solved each problem. You can use pictures, words, or numbers.

**40.** Four butterflies were in the garden. Two more butterflies flew into the garden. How many butterflies are now in the garden?

**41.** Three students were in the art room. Two more students came into the art room. How many students are in the art room?

**42.** Thomas had 5 cookies. He ate one of them. How many cookies does Thomas have left?

**43.** Emma picked 8 flowers. She gave 4 to her mom. How many flowers does Emma have left?

**44.** Melissa had 6 stickers. She found 4 more stickers on her desk. How many stickers does Melissa have?

**45.** 5 apples are on the table. 3 are green and the rest are red. How many apples are red?

46. There were 9 birds in a tree. 3 birds flew away. How many birds are now in the tree?

47. Gabe has 5 orange cars and 3 blue cars. How many cars does Gabe have in all?

**48.** There were 9 animals on the farm. 4 were cows and the rest were chickens. How many chickens were on the farm?

**49.** Kim had 8 cookies. 6 were chocolate chip the rest were oatmeal. How many cookies were oatmeal?

**CHALLENGE PAGE - Fill in the missing numbers:**

<b>1</b>	<b>2</b>		<b>4</b>			<b>7</b>		<b>9</b>	<b>10</b>
	<b>12</b>	<b>13</b>			<b>16</b>		<b>18</b>		<b>20</b>
	<b>22</b>		<b>24</b>	<b>25</b>		<b>27</b>			<b>30</b>
<b>31</b>			<b>34</b>			<b>37</b>		<b>39</b>	
	<b>42</b>			<b>45</b>	<b>46</b>		<b>48</b>		<b>50</b>
<b>51</b>	<b>52</b>		<b>54</b>		<b>56</b>			<b>59</b>	
	<b>62</b>	<b>63</b>		<b>65</b>	<b>66</b>		<b>68</b>	<b>69</b>	<b>70</b>
<b>71</b>		<b>73</b>		<b>75</b>		<b>77</b>	<b>78</b>		<b>80</b>
<b>81</b>	<b>82</b>		<b>84</b>		<b>86</b>	<b>87</b>		<b>89</b>	
	<b>92</b>		<b>94</b>		<b>96</b>		<b>98</b>	<b>99</b>	<b>100</b>

## Addition Practice

$$\begin{array}{r} 3 \\ + 2 \\ \hline \end{array}$$

$$\begin{array}{r} 1 \\ + 0 \\ \hline \end{array}$$

$$\begin{array}{r} 2 \\ + 2 \\ \hline \end{array}$$

$$\begin{array}{r} 0 \\ + 3 \\ \hline \end{array}$$

$$\begin{array}{r} 0 \\ + 1 \\ \hline \end{array}$$

$$\begin{array}{r} 3 \\ + 0 \\ \hline \end{array}$$

$$\begin{array}{r} 1 \\ + 4 \\ \hline \end{array}$$

$$\begin{array}{r} 4 \\ + 0 \\ \hline \end{array}$$

$$\begin{array}{r} 2 \\ + 0 \\ \hline \end{array}$$

$$\begin{array}{r} 3 \\ + 2 \\ \hline \end{array}$$

$$\begin{array}{r} 1 \\ + 3 \\ \hline \end{array}$$

$$\begin{array}{r} 0 \\ + 4 \\ \hline \end{array}$$

$$\begin{array}{r} 2 \\ + 1 \\ \hline \end{array}$$

$$\begin{array}{r} 4 \\ + 1 \\ \hline \end{array}$$

$$\begin{array}{r} 5 \\ + 0 \\ \hline \end{array}$$

$$\begin{array}{r} 3 \\ + 1 \\ \hline \end{array}$$

$$\begin{array}{r} 4 \\ + 0 \\ \hline \end{array}$$

$$\begin{array}{r} 1 \\ + 1 \\ \hline \end{array}$$

$$\begin{array}{r} 0 \\ + 0 \\ \hline \end{array}$$

$$\begin{array}{r} 1 \\ + 4 \\ \hline \end{array}$$

$$\begin{array}{r} 0 \\ + 2 \\ \hline \end{array}$$

$$\begin{array}{r} 2 \\ + 3 \\ \hline \end{array}$$

$$\begin{array}{r} 0 \\ + 5 \\ \hline \end{array}$$

$$\begin{array}{r} 0 \\ + 4 \\ \hline \end{array}$$



## Subtraction Practice

$$\begin{array}{r} 3 \\ - 2 \\ \hline \end{array}$$

$$\begin{array}{r} 4 \\ - 1 \\ \hline \end{array}$$

$$\begin{array}{r} 5 \\ - 0 \\ \hline \end{array}$$

$$\begin{array}{r} 2 \\ - 0 \\ \hline \end{array}$$

$$\begin{array}{r} 2 \\ - 1 \\ \hline \end{array}$$

$$\begin{array}{r} 5 \\ - 0 \\ \hline \end{array}$$

$$\begin{array}{r} 2 \\ - 2 \\ \hline \end{array}$$

$$\begin{array}{r} 3 \\ - 1 \\ \hline \end{array}$$

$$\begin{array}{r} 3 \\ - 0 \\ \hline \end{array}$$

$$\begin{array}{r} 3 \\ - 2 \\ \hline \end{array}$$

$$\begin{array}{r} 4 \\ - 0 \\ \hline \end{array}$$

$$\begin{array}{r} 5 \\ - 0 \\ \hline \end{array}$$

$$\begin{array}{r} 4 \\ - 1 \\ \hline \end{array}$$

$$\begin{array}{r} 2 \\ - 1 \\ \hline \end{array}$$

$$\begin{array}{r} 4 \\ - 0 \\ \hline \end{array}$$

$$\begin{array}{r} 4 \\ - 1 \\ \hline \end{array}$$

$$\begin{array}{r} 3 \\ - 1 \\ \hline \end{array}$$

$$\begin{array}{r} 5 \\ - 0 \\ \hline \end{array}$$

$$\begin{array}{r} 1 \\ - 0 \\ \hline \end{array}$$

$$\begin{array}{r} 1 \\ - 1 \\ \hline \end{array}$$