




Bloomington Avenue School
2016-2017

39-0980-040
UNION
CRANFORD TWP
200 BLOOMINGDALE AVENUE
CRANFORD, NJ 07016

The **2016-17 School Performance Reports** are designed to share school and district information collected by the New Jersey Department of Education directly with parents, educators, and communities. The Department believes that the greatest potential to improve school performance and student outcomes is through parents, educators, and community members working together. These reports seek to make that process easier by providing information that can help people to:

- **Learn more:** The School Performance Reports contain a wealth of data, going far beyond a school's test scores to include information about the staff working in a school, student discipline rates, and the sports and clubs offered.
- **Ask questions:** These reports can help start a conversation, but they cannot answer all the questions you might have about schools in your community. Use the contact information provided to engage with faculty and administrators at your schools to ask about the data you see in these reports.
- **Get involved:** Schools need help from parents and communities to help students succeed. Contact your school to find out about school board meetings or parent and community groups.

Navigating through the reports:

- Download this report to a PDF by clicking the  icon at the top of the page.
- Search for specific text or words in these reports by using the search box at the top of the page.
- The menu bar at the top of the page or the table of contents at the left of the screen can be used to move between sections of the report.
- The arrow buttons at the top left of the screen can be used to move between pages of the report.

Other Resources:

- Review the [Parent Summary Report](#) for this school.
- For more detailed information about the data in these reports, where it comes from, and how to use it: [Reference Guide](#) or [Interpretive Video](#).
- Want to give us feedback? Take our feedback survey: [surveylink](#)
- Questions about the reports? Contact us at reportcard@doe.state.nj.us



**Bloomington Avenue School
2016-2017**

39-0980-040
UNION
CRANFORD TWP
200 BLOOMINGDALE AVENUE
CRANFORD, NJ 07016

Enrollment Trends by Grade

This table shows the number of students enrolled by grade for the past three school years. Ungraded students are students who are "on roll" but are educated in ungraded classrooms.

Grade	2014-15	2015-16	2016-17
PK	0	0	0
KG	72	66	83
1	69	83	84
2	79	70	84
3	0	0	0
4	0	0	0
5	0	0	0
6	0	0	0
7	0	0	0
8	0	0	0
9	0	0	0
10	0	0	0
11	0	0	0
12	0	0	0
Ungraded	4	3	2
Total	224	222	253

PreK and K - Full Day and Half Day

This table shows the full day and half day enrollment for Pre-Kindergarten (PK) and Kindergarten (KG) students in this school.

Grade	2014-15	2015-16	2016-17
PK - Half Day	0	0	0
PK - Full Day	0	0	0
KG - Half Day	72	66	62
KG - Full Day	0	0	21

Enrollment Trends by Student Group

This table shows the percentage of students by student group for the past three school years. Data for some student groups was not available before 2016-17.

Student Group	2014-15	2015-16	2016-17
Female	48%	50%	51%
Male	52%	51%	49%
Economically Disadvantaged Students	0%	2%	1%
Students with Disabilities	15%	18%	15%
English Learners	0%	0%	0%
Homeless Students			0%
Students in Foster Care			0%
Military-Connected Students			0%
Migrant Students			0%

Enrollment by Racial and Ethnic Group

This table shows the percentage of students by racial and ethnic group.

Racial and Ethnic Group	% of Students
White	87.7%
Hispanic	5.5%
Asian	3.6%
Black or African American	1.2%
American Indian or Alaska Native	0.0%
Native Hawaiian or Pacific Islander	0.0%
Two or More Races	2.0%

Enrollment by Home Language

This table shows the percentage of students by primary home language. Only the top 5 languages with at least 1% of students are shown. All other students are included in Other Languages.

Home Language	% of Students
English	100.0%



Bloomington Avenue School
2016-2017

39-0980-040
UNION
CRANFORD TWP
200 BLOOMINGDALE AVENUE
CRANFORD, NJ 07016

This section shows information about student absences which provides important information about a school's culture and climate. In addition, research shows that student absences impact a child's ability to succeed in school. The New Jersey Department of Education selected chronic absenteeism as its measure of school quality and student success for the *ESSA* accountability plan. **Chronic absenteeism** is defined as being absent for 10% or more of the days enrolled during the school year. A student who is not present for any reason, excused, unexcused or for disciplinary action, is considered absent unless permitted by statute or regulation.

Chronic Absenteeism

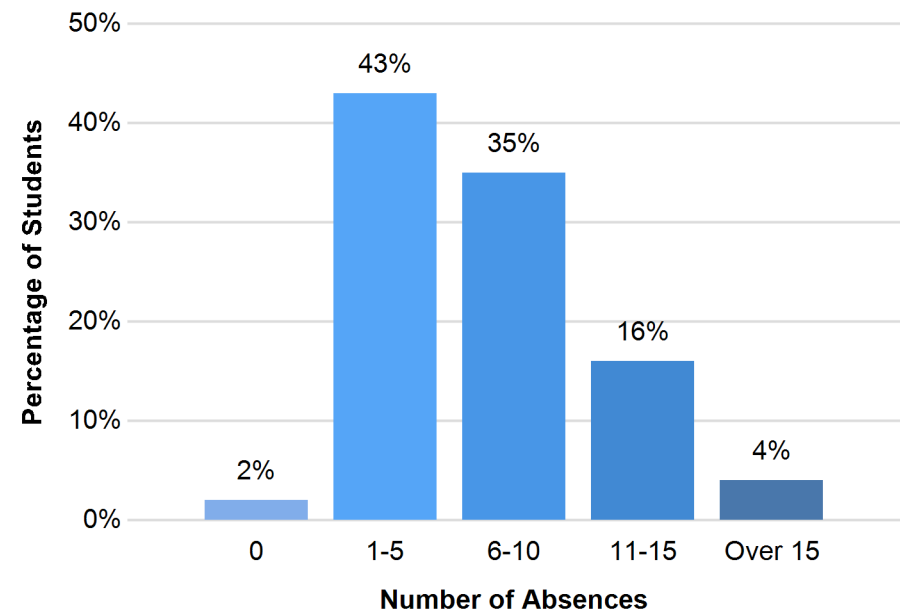
This table shows the percentage of students in grades K-12 in the school and each student group who were chronically absent. This table also shows whether the school and each student group met the *ESSA* accountability targets for 2016-17.

Student Group	% Chronically Absent	2016-17 Target	Met 2016-17 Target
Schoolwide	0.80	9.80	Met Target
White	0.90	9.80	Met Target
Hispanic	N	**	**
Black or African American	N	**	**
Asian, Native Hawaiian, or Pacific Islander	N	**	**
American Indian or Alaska Native	N	**	**
Two or More Races	N	**	**
Economically Disadvantaged Students	N	**	**
Students with Disabilities	0	9.80	Met Target
English Learners	N	**	**

** *ESSA* accountability targets are only included if data is available for at least 20 students.

Days Absent

The graph displays the percentage of K-12 students schoolwide by the number of days they were absent during the school year. An absence is defined as being 'not present' and includes both excused and unexcused absences.



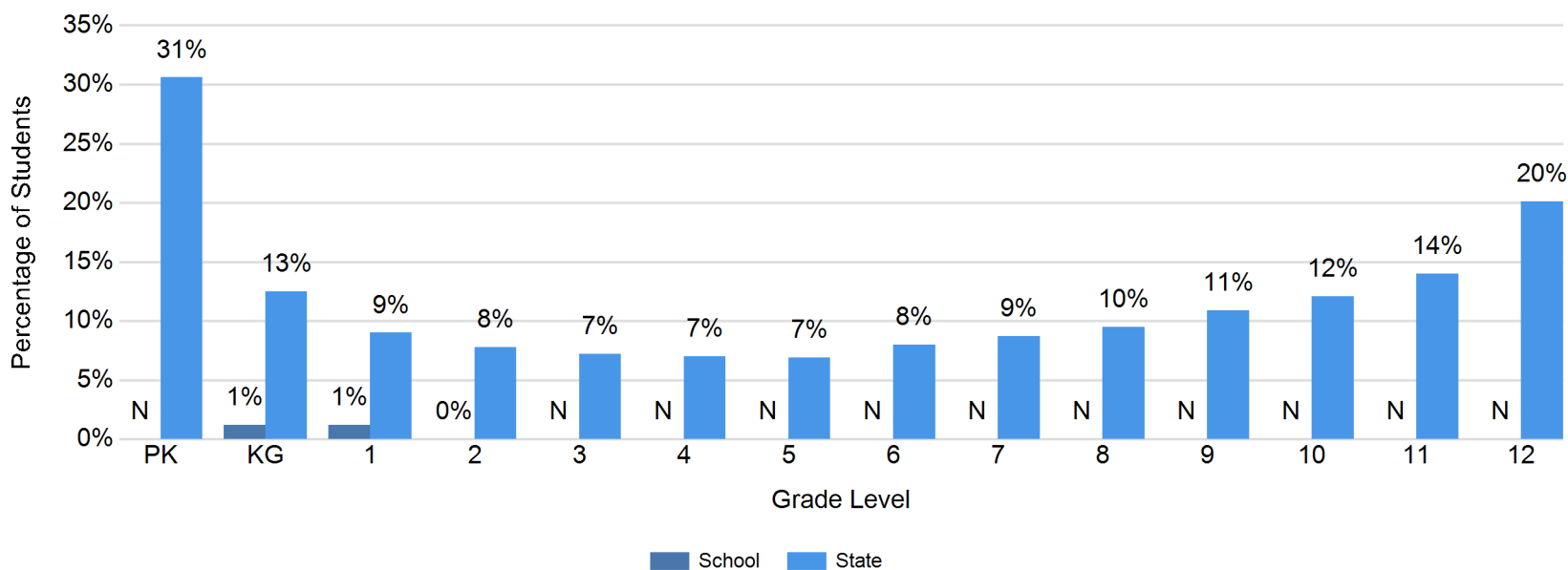


**Bloomington Avenue School
2016-2017**

39-0980-040
UNION
CRANFORD TWP
200 BLOOMINGDALE AVENUE
CRANFORD, NJ 07016

Chronic Absenteeism by Grade

This graph shows the percentage of students in the school and across the state who were chronically absent for each grade level. **Chronic absenteeism** is defined as being absent for 10% or more of the days enrolled during the school year. A student who is not present for any reason, excused, unexcused or for disciplinary action, is considered absent unless permitted by statute or regulation.





Bloomington Avenue School
2016-2017

39-0980-040
UNION
CRANFORD TWP
200 BLOOMINGDALE AVENUE
CRANFORD, NJ 07016

School Day

This table shows the start and end times and length of school day for a typical student at this school. **Instructional time** is the amount of time that a typical student was engaged in instructional activities under the supervision of a certified teacher.

Category	School
Typical Start Time	8:20AM
Typical End Time	2:40PM
Length of School Day	6 Hrs 20 Mins
Full Time - Instructional Time	5 Hrs. 10 Mins.
Shared Time - Instructional Time	*

Violence, Vandalism, HIB, and Substance Offenses

This table shows the number of incidents reported by type. A single incident may be counted under multiple incident types. The total unique incidents provides a non-duplicated count of incidents. The final row shows a rate of incidents for every 100 students enrolled in the school.

Incident Type	Number of Incidents
Violence	0
Vandalism	3
Weapons	0
Substances	0
Harassment, Intimidation, Bullying (HIB)	0
Total Unique Incidents	3
Incidents Per 100 Students Enrolled	1.19

Student Suspension Rate

This table shows the percentage of students who received one or more in-school suspensions, one or more out-of-school suspensions, and one or more suspensions of any type during the school year. Students receiving both in-school and out-of-school suspensions will be counted in all rows of the table. Students who received more than one suspension are counted only one time in each category below.

Suspension Types	% of Students
In-School Suspensions	0.0%
Out-of-School Suspensions	0.0%
Any Suspension	0.0%

Student Expulsions

This table shows the number of students who were expelled from the school during the school year. An expulsion is when a student is removed from a school and does not receive any further educational services during the school year.

Category	Number of Students
Expulsions	0



**Bloomington Avenue School
2016-2017**

39-0980-040
UNION
CRANFORD TWP
200 BLOOMINGDALE AVENUE
CRANFORD, NJ 07016

Per-Pupil Expenditures (District Level)

This table shows the total current expenses for regular and special education students taught within the district's schools. It includes expenditures for instruction, support services, administration, operations and maintenance, extra-curricular activities, and community service. More information about district and charter school spending can be found using districts' [User Friendly Budgets](#), or the NJDOE Finance [District Report Search](#) of the Comprehensive Annual Financial Reports (CAFRs) and Auditor's Management Reports (AMRs).

Per-Pupil Expenditures	Federal	State/ Local	Total
District Total	\$277	\$14,258	\$14,535



**Bloomington Avenue School
2016-2017**

39-0980-040
UNION
CRANFORD TWP
200 BLOOMINGDALE AVENUE
CRANFORD, NJ 07016

This section contains information about staff that are assigned to the school and district. Here is an explanation of some of the **key terms used in the staff section**:

Faculty: All classroom teachers and educational support services personnel (such as Librarians, Nurses, Counselors, and Child Study Team members)

Teachers: All classroom teachers

Administrators: Principals, assistant principals, supervisors, coordinators, directors, and other central-office administrators, as well as superintendents and other district-level administrators

Full-Time Equivalent: In calculations, staff members are weighted based on the percentage of their time that they are assigned to a school or district. For example – a teacher assigned to a school half time would be weighted 50% in calculations, but a teacher assigned to a school full time would be weighted 100% in calculations.

Teachers – Experience and Certifications

This table shows information about experience and certifications for teachers assigned to this school and across the state.

Category	Teachers in Schools	Teachers in State
Total Number of teachers	20	121,048
Average years experience in public schools	11.5	11.8
Average years experience in district	8.7	10.5
Teachers in district for 4 or more years	70%	74%

Administrators – Experience (District Level)

This table shows information about experience for administrators assigned to this district and across the state.

Category	Admin. in District	Admin. in State
Total Number of administrators	26	9,533
Average years experience in public schools	21.8	15.9
Average years experience in district	11.4	11.6
Administrators in district for 4 or more years	62%	74%

Student to Staff Ratios

This table shows the number of students per staff member in the school and district. Ratios for librarians, nurses, counselors, and child study team members are only reported at the district level because many staff in these jobs are assigned only to the district and not to individual schools.

Staff Type	School Students: Staff	District Students: Staff
Teachers	13:1	11:1
Administrators	253:1	150:1
Librarian/Media Specialists		781:1
Nurses		488:1
Counselors		488:1
Child Study Team		244:1



**Bloomington Avenue School
2016-2017**

39-0980-040
UNION
CRANFORD TWP
200 BLOOMINGDALE AVENUE
CRANFORD, NJ 07016

This section contains information about staff that are assigned to the school and district. Here is an explanation of some of the **key terms used in the staff section**:

Faculty: All classroom teachers and educational support services personnel (such as Librarians, Nurses, Counselors, and Child Study Team members)

Teachers: All classroom teachers

Administrators: Principals, assistant principals, supervisors, coordinators, directors, and other central-office administrators, as well as superintendents and other district-level administrators

Full-Time Equivalent: In calculations, staff members are weighted based on the percentage of their time that they are assigned to a school or district. For example – a teacher assigned to a school half time would be weighted 50% in calculations, but a teacher assigned to a school full time would be weighted 100% in calculations.

Teachers and Administrators - Level of Education

This chart shows the highest level of education attained by the teachers and administrators at this school. The Bachelor's category may include other degrees/certificates such as a Specialist's degree. Administrators are required to have a Master's degree or higher.

Bachelor's Degree



Master's Degree



Doctoral Degree



Teachers and Administrators - One-Year Retention (District Level)

This table shows the percentage of teachers and administrators assigned to the district in 2015-16 that were still assigned to the district in 2016-17. Staff who are not retained may have changed districts or no longer work for the state (including retirements).

Job Type	District	State
2015-16 Teachers: Same district 2016-17	85%	89%
2015-16 Administrators: Same district 2016-17	88%	88%

Faculty Attendance

This table shows the percentage of days that school faculty members were present during the school year. Approved professional days, personal days, staff training days, bereavement days, jury duty, and absences due to extended illness are not counted against days present, and faculty members on long-term leave or disability are excluded from this calculation.

School Year	% Days Present
2016-17	98%



**Bloomington Avenue School
2016-2017**




39-0980-040
UNION
CRANFORD TWP
200 BLOOMINGDALE AVENUE
CRANFORD, NJ 07016

School General Info

Principal:	Mrs. Murphy	Email Address:	murphy@cranfordschools.org
Address:	200 BLOOMINGDALE AVENUE CRANFORD, NJ 07016	Website:	https://www.cranfordschools.org/Domain/10
Phone:	(908)709-6969	Facebook:	N/A
		Twitter:	N/A





School Narrative

This section allows schools and districts to share highlights, achievements, and other important information about programs, activities, and services that are offered in their own words. If there are questions about the information provided in the narrative section, please contact your school directly.

 <p>Highlights:</p>	<ul style="list-style-type: none"> • A student driven civics project resulted in a Buddy Bench at BAS and started our first annual Friendship Day. • An after school Coding Club was added this year for our first grade students. • A successful full day kindergarten pilot was held at Bloomington Avenue School this year.
 <p>Mission, Vision, Theme:</p>	<p>Bloomington Avenue School serves approximately 250 students in kindergarten through second grade. The staff is committed to promoting the academic, social and emotional well-being of the children we serve. Our goal is to provide a foundation for young students that will spark a love of learning that will last a lifetime. The school prides itself on creating an environment that is safe, nurturing and child-centered while teaching and modeling respect, responsibility, caring and citizenship.</p>
 <p>Awards, Recognition, Accomplishments:</p>	<p>Bloomington Avenue School was awarded grant money through the Cranford Fund for Educational Excellence to further support personalized learning, flexible seating and an online data base subscription for K-3 reading and research. In the area of staff recognition, each year staff and parents/guardians are able to recommend an individual to be named Bloomington Educator of the Year. These recommendations are reviewed by a panel of parent/guardians, staff and administrators.</p>





School Narrative

This section allows schools and districts to share highlights, achievements, and other important information about programs, activities, and services that are offered in their own words. If there are questions about the information provided in the narrative section, please contact your school directly.

 Courses, Curriculum, Instruction:	<p>Our curriculum is comprehensive and aligned to the New Jersey Student Learning Standards. The Language Arts Literacy program is based on a balanced literacy approach within the Reader's/Writer's workshop framework. Mathematics emphasizes developing number sense while focusing on concepts, skills, and problem solving strategies related to addition and subtraction. Science and Social Studies are taught in a manner that is interdisciplinary, interactive and hands on, with real world application.</p>
 Sports and Athletics:	<p>As a kindergarten through grade 2 elementary school, Bloomington Avenue School does not have a school-affiliated sports programs. However, many students take advantage of recreation and club sports. In addition, each spring the entire student body participates in a PTA sponsored field-day event. Field day is always a student highlight of the school year.</p>
 Clubs and Activities:	<p>Bloomington Avenue School offers many opportunities for enrichment. After school offerings include Coding Club, Environmental Club and Craft Club. In addition, students in Grade 2 can join Chorus which performs two concerts per year. Other activities include the 100th Day of School Celebration, Friendship Day and Arbor Day.</p>
 Before and After School Programs:	<p>Before and After School Child Care is available via outside providers that each offer different arrangements for drop off and pick up. Only before care is offered on school premises through a third-party provider. After Care is offered off site and busing is provided by different programs.</p>

School Narrative

This section allows schools and districts to share highlights, achievements, and other important information about programs, activities, and services that are offered in their own words. If there are questions about the information provided in the narrative section, please contact your school directly.

 Staff and Professional Learning:	<p>Continuous professional improvement and ongoing learning is a priority for our staff. We are involved in professional development opportunities designed to enhance knowledge and professional skills to promote personalized learning, 21st Century Learning Skills and Standards Based Grading. In addition, we continue to develop our professional development school through our partnership with Seton Hall University.</p>
 Student Supports and Services:	<p>For students who may need academic, social or emotional support, our school provides a wide array of services. We offer a basic skills program (Achieve) in both math and reading and special education services which include In Class Support, Replacement Services and LLD classrooms. In addition, we offer school counseling, occupational and physical therapy, speech and language services, and a multi-tiered system of supports.</p>
 Student Health and Wellness:	<p>The health and wellness of all students is integral to the educational program. Nurses, counselors, and social workers in collaboration with administration and educators provide a safe environment for all students. Students are regularly screened by school nurses and nurses maintain health records for students. Students receive physical education classes in accordance with the NJ Department of Education requirements and students participate in daily recess.</p>
 Parent and Community Involvement:	<p>The Parent Teacher Association, is an organization that provides a tremendous amount of support to the staff, students, and school community. Families volunteer time, resources, and their talents for school and community events. The PTA supports the school by enhancing academic programs, providing special programs, and organizing and facilitating activities. The PTA and Cranford Community involvement add to the overall success of the school.</p>

School Narrative

This section allows schools and districts to share highlights, achievements, and other important information about programs, activities, and services that are offered in their own words. If there are questions about the information provided in the narrative section, please contact your school directly.



Climate Surveys:

Is a Climate Survey Used: Yes; Who is surveyed:

Open communication and feedback is important at Bloomington Avenue School. Several instruments are used to gain feedback and input. For example, during each PTA meeting there is time allotted for parents/guardians to discuss ideas pertinent to the school as well as trends in education. School culture is also discussed at monthly faculty meetings and climate committee meetings. At Bloomington Avenue School we strive to create a climate that supports and challenges all learners.



Facilities:

Bloomington Avenue School has 11 regular education classrooms, 1 self contained special education classroom and 1 resource room. Speech, Occupational Therapy, Physical Therapy and Achieve also have workspaces throughout the school. Our library houses the media specialist, art and music while the gymnasium is used for physical education classes, lunch and assemblies.

School Narrative

This section allows schools and districts to share highlights, achievements, and other important information about programs, activities, and services that are offered in their own words. If there are questions about the information provided in the narrative section, please contact your school directly.



Other Information:

The school day runs from 8:20 AM-2:40 PM each day for our Full Day Kindergarten, Grade 1 and 2 students. Our half day kindergarten students attend from 8:20 AM -11:00 AM or 12:00 PM-2:40 AM. Lunch is an hour long with the time being split between lunch and recess. In addition to the study of academic subjects (language arts, math, science and social studies) students attend classes in art, music, physical education, library/media center and Spanish (Gr.1&2). Each year the use of technology increases and is integrated into all content areas. Laptops, Chromebooks and iPads are available for student use on a daily basis and each classroom is equipped with a Smartboard for enhanced learning opportunities. School safety is a priority which is practiced and monitored through monthly security and fire drills, a strong partnership with the police department and annual school safety meetings. Also, a full-time nurse provides excellent care to students and staff. The partnership between the home and school is critical to the success of the students. Bloomington Avenue School serves the community and works side by side with parents and guardians in the best interest of their children. This partnership can be observed through large events planned through the PTA such as the Trick or Trunk or smaller events like service learning projects. More importantly, it can be observed through the day to day interactions between teachers, parents and school staff as they work together to enhance learning for all. Communication is the cornerstone to the success of our work. Parent/Teacher conferences, emails, blasts and our website are just a few of the means in which we try to keep everyone informed. We have been charged with the monumental task of educating our young children. Here at Bloomington Avenue School we believe, "Education is not the filling of a pail, but the lighting of a fire." William Butler Yeats